





## “Low Tech” LightWriter Cell Phone Work-Around

<ol style="list-style-type: none"> <li>1. Plug a headset into the External Speaker jack of the LightWriter (labeled Ext Spkr)</li> </ol> <p>(Note- this is not a microphone- it’s just a headset for listening.)</p>	
<ol style="list-style-type: none"> <li>2. Plug a cell phone headset/mic into your cell phone.</li> </ol>	
<ol style="list-style-type: none"> <li>3. Snap off the “headset” part of the headset (attached to the LightWriter).</li> </ol>	
<ol style="list-style-type: none"> <li>4. Place one of the ear pieces from the headset (coming out of the LightWriter) over the mouthpiece of your cell phone headset.) Rubber band it together.</li> </ol>	
<ol style="list-style-type: none"> <li>5. It’s not beautiful, but the sound quality is better than with a speaker phone.</li> </ol> <p>Note- the quality of the headset and the cell headset that you use will affect the ultimate sound quality.</p> <p>It is not totally private- (people with you can hear the LightWriter), but the other side of the conversation is private.</p>	